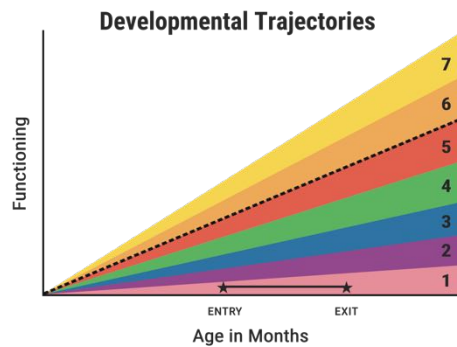


# OSEP Progress Categories

The comparison of entry and exit ratings and the answers to the progress question provide the information for all children's Child Outcomes Summary data to be converted into one of the following reporting categories:

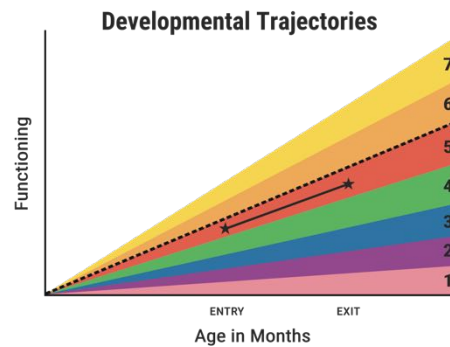
## Category A



### Children who did not improve functioning

- Rated lower at exit than entry; or Rated 1 at both entry and exit; and Scored "No" on the progress question
- These children acquired no new skills or regressed
- They did not gain even one new skill

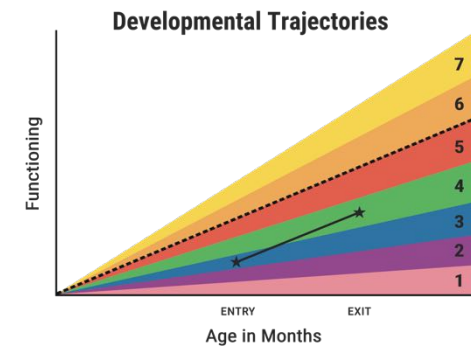
## Category B



### Children who improved functioning but not sufficient to move nearer to functioning comparable to same-aged peers

- Rated 5 or lower at entry (below age level); and Rated the same or lower at exit; and Scored "Yes" on the progress question
- These children acquired new skills but continued to grow at the same rate
- They gained new skills but did not increase the rate of growth or change their growth trajectories

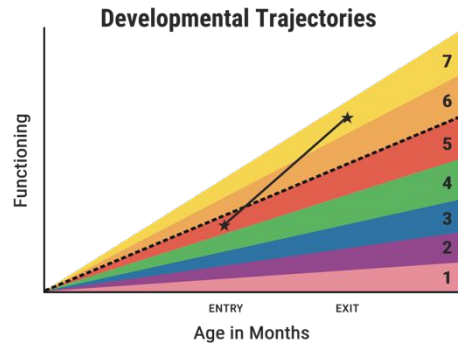
## Category C



### Children who improved functioning to a level nearer to same-aged peers but did not reach age level expectations

- Rated higher at exit than entry; and Rated 5 or below at exit (below age level)
- These children acquired new skills and accelerated their rate of growth
- They made progress toward catching up with same-aged peers but were still functioning below age expectation at exit
- These children changed their growth trajectories and "narrowed the gap"

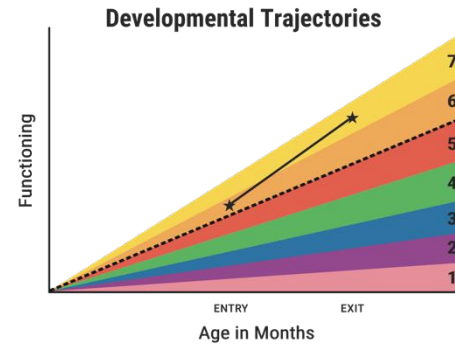
## Category D



**Children who improved functioning to reach a level comparable to same-aged peers**

- Rated 5 or lower at entry (below age level); and Rated 6 or 7 at exit
- These children were functioning below age expectation when they entered the program but were functioning at age expectation when they left
- They started out below age expectation, but caught up while in services

## Category E



**Children who maintained functioning at a level comparable to same-aged peers**

- Rated 6 or 7 at entry; and Rated 6 or 7 at exit
- These children were functioning at age expectation when they entered the program and were functioning at age expectation when they left